



Andela

AWS-2

LAMINATED GLASS SEPARATOR SYSTEM

System consists of a Laminated Glass Separator, Conveyor, and a Trommel Screener

Flexible Impact Hammers produce aggregate 3/8" or finer

Simple solution for glass laminates recycling

Provides a cost effective remedy for environmentally conscious communities

ANDELA PRODUCTS

493 State Route 28
Richfield Springs, NY 13439
Phone: (315) 858-0055

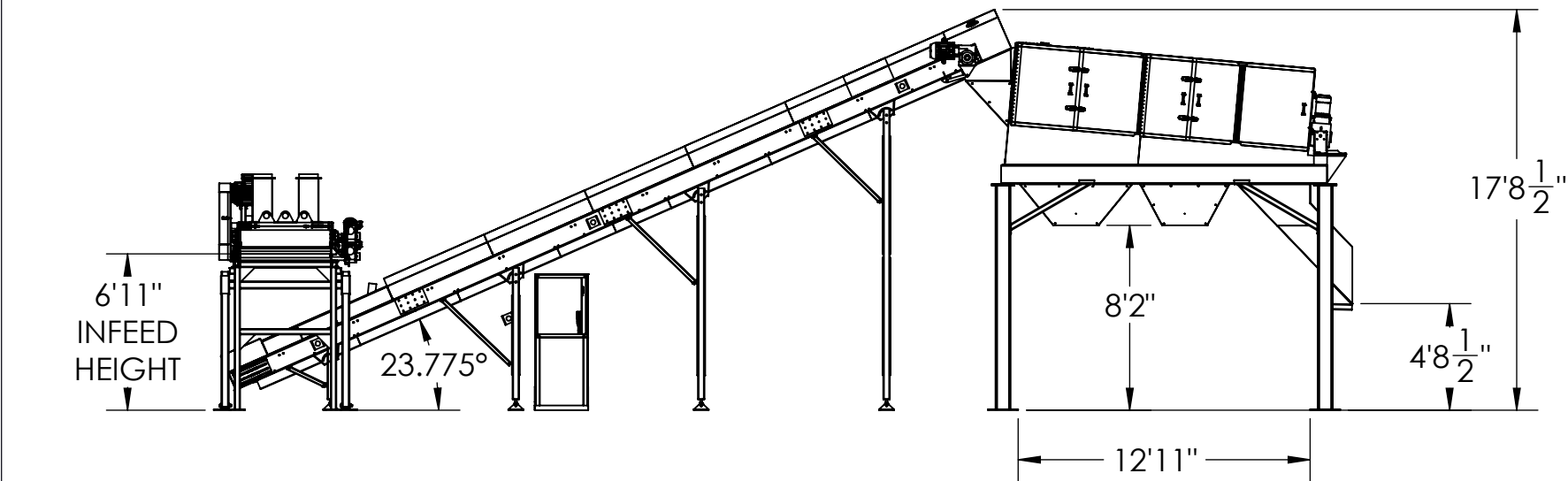
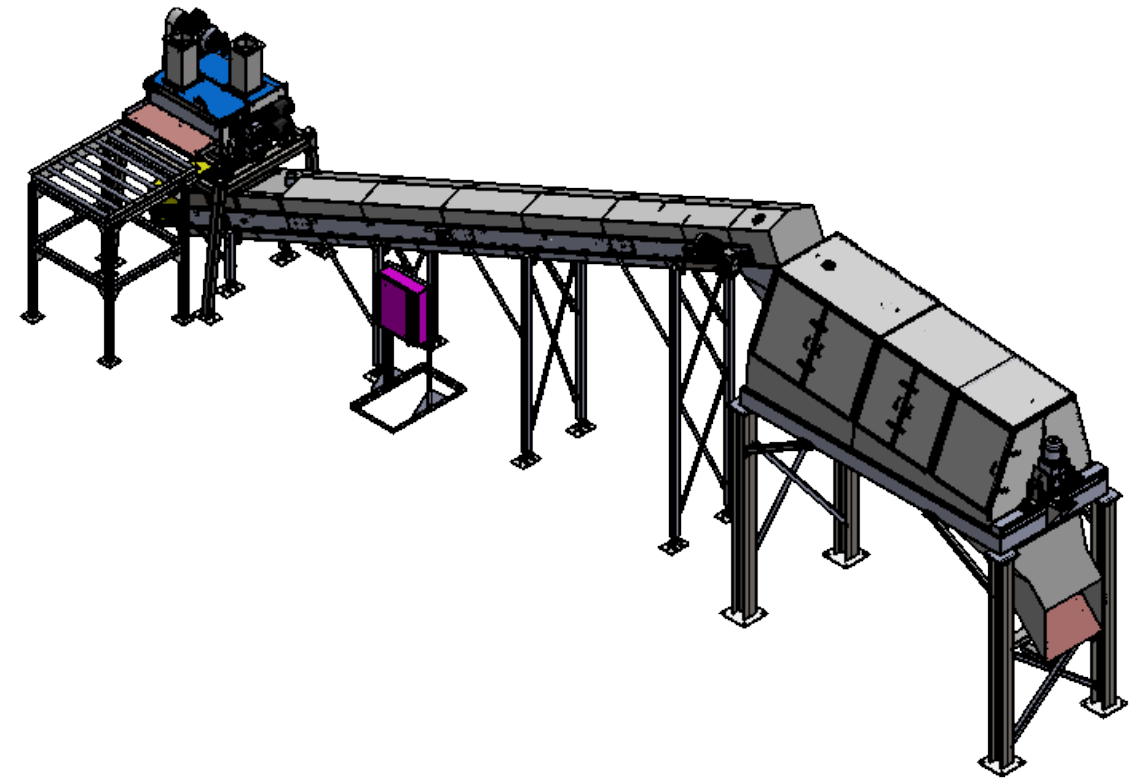
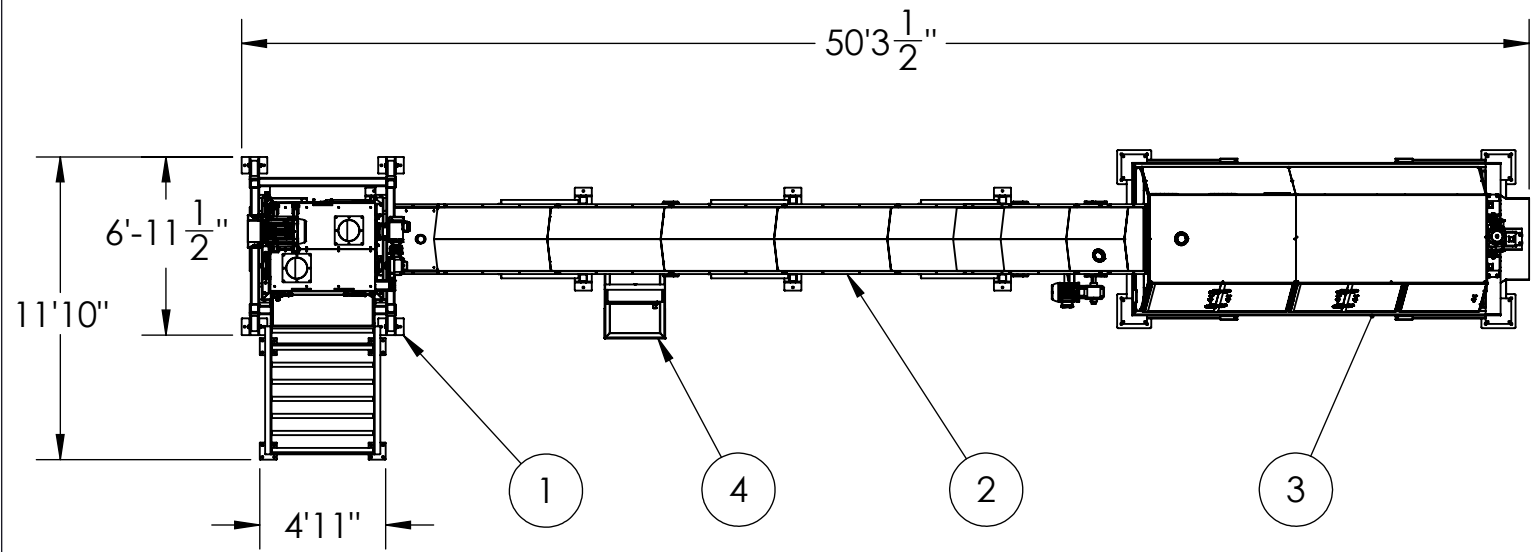
www.andelaproducts.com



- Andela's Laminated Glass Separator System is simple to operate and maintain.
- A great system for separating glass from laminate while reducing the glass into sand.
- Heavy duty construction, easy to maintain, durable and efficient.
- Laminated Glass Separator also available. (See Components page)

- Simple to operate and maintain
- Separates glass from laminates for recycling
- Removes glass from EVA and PVB laminate and reduces glass size
- Processes laminated units every 10 to 15 seconds
- Windshields, every 6 seconds
- 4 to 6 Tons/hour





THIS DRAWING IS INTENDED FOR PROPOSAL PURPOSES ONLY AND ALL DIMENSIONS ARE FOR REFERENCE ONLY, ACTUAL DESIGNS, DIMENSIONS, AND DETAILS MAY VARY AFTER DETAILING AND FINALIZATION

NOTE: ALL DIMENSIONS ARE REFERENCE DIMENSIONS AND MAY VARY PER CUSTOMER SPECIFICATIONS

ITEM	PART-ITEM NO.	DESCRIPTION	HP
1	AWS-2	AWS-2 LAMINATED GLASS SEPARATOR	1@20H.P./2@1.5H.P.
2	AC 24X36TR	CONVEYOR: 24" BELT X 36' LONG - TR	3 H.P.
3	ATROM-104XD	ANDELA TROMMEL SEPARATOR (ATROM-104XD)	5 H.P.
4	ELEC	ELECTRICAL ENCLOSURE, CONTROLS, AND DISCONNECT	N/A

NOTES:
1) SPECIFY ELECTRICAL REQUIREMENTS FOR SYSTEM:
PHASE _____-FREQUENCY _____-VOLTAGE _____

APPROVAL
BY: (PRINT) _____
BY: (SIGN) _____
DATE: _____



493 State Route 28
Richfield Springs, NY 13439
Tel: 315-858-0055
andelaproducts.com

DRAWN BY:
MODELED BY:
DATE
9/8/2025
CHECKED BY:
SCALE
1:96

AWS-2/104TROM
LAMINATED GLASS SEPARATOR

ANDELA PRODUCTS

REVISION	DATE	FILE NO

ALL EQUIPMENT PAINTED RAL-5015 SKY BLUE, ALL GUARDS AND RAILINGS PAINTED RAL-1023 TRAFFIC YELLOW, AND ALL PLATFORMS PAINTED RAL-9017 TRAFFIC BLACK, UNLESS OTHERWISE NOTED.

AWS-2/104TROM
SHEET 1 OF 1

LAMINATED GLASS SEPARATOR SYSTEM, AWS-2
MACHINE SPECIFICATIONS

Performance

Throughput/Capacity per Hour.....4-6 Tons/Hr.

Dimensions

Overall Length92”
 Overall Width74”
 Overall Height Adjustable
 Input Opening-Width.....up to 47”
 Shipping Weight..... Approx. 4500 Lbs.

Drive Componentry

Motor Size(1) 20 hp
 Solid Steel Shaft Diameter3”
 Number of Hammers30
 Hammer Type..... Flailing Arm/Hardened Steel
 Compression Feed Rollers..... (2) 10” Diameter
 Feed Drive Motors..... (2) 1-1/2 HP

Safety Features

Protective Guards Cover Input Drive Unit and Bearings

Electrical

Electrical Requirements..... 3 Phase
 (to customer specifications)
 Controls Push Button Start/Stop

All Andela Systems have a stated capacity based upon the metered input of post-consumer laminated glass. The flexibility of these systems lends their use in a wide variety of applications with various input material, loading methods, and levels of contamination. In these instances the stated capacities are for reference only and the ultimate selection of equipment based on capacity is the sole responsibility of the end user. We will supply free uncertified testing of any material to a qualified customer based upon round trip freight of the sample material to our facilities paid by others.

The manufacturer reserves the right to change designs
 and specifications without notice.



Andela

Conveyors

Belt Width Options:
18", 24", 30" & 36"

Variable Lengths, Bed
Types, & Pans Available.

Stainless Steel Sections
for Crossbelt Magnets

Conveyor Types:
Slider Bed
Troughing Roll

Belt Tread Type:
Cleated belt
Smooth belt
Chevron belt



ANDELA PRODUCTS

493 State Route 28
Richfield Springs, NY 13439

Phone: (315) 858-0055

www.andelaproducts.com
info@andelaproducts.com

- Andela Conveyors are available in various sizes and configurations to fit any application
- Remote grease fittings and lines extend to base of conveyor for ease of maintenance

- **Increases Production**
- **Less Handling of Material**
- **Heavy Duty Construction**

ANDELA SYSTEM CONVEYORS
MACHINE SPECIFICATIONS

Heavy Duty – Troughing

Overall Length/Width	According to Quotation
Drive System	3-phase motor and gear reducer, direct drive
Conveyor Body	10” x 3/16” formed steel channels
Carry Surface:	Troughing Roller
Belt	Smooth, chevron or cleared rubber belt
Head Pulley	10” head pulley
Tail Pulley	10” self cleaning tail pulley
Take Up	Adjustable Side Mounted bearings with 1 15/16” bore.
Returns	Return rolls with smooth and chevron belts Belly pans with wear resistant glides for cleared belt
Hopper/Sides/	Formed 10 gauge painted steel

The manufacturer reserves the right to change designs
and specifications without notice.



Andela

Trommel

Trommel Screener

30" & 48" diameters

6ft–15ft long

1.5 HP–7.5 HP

3 material separations

1 or 2 aggregate sizes

1 oversize / residual

Various Applications

Glass

Compost

Plastics

Rubber

Gravel

Mixed Material

ANDELA PRODUCTS

493 State Route 28
Richfield Springs, NY 13439

Phone: (315) 858-0055

www.andelaproducts.com
info@andelaproducts.com



The Andela Trommel Screen Separator is designed to separate and size aggregate using woven wire mesh or perforated plate.

Our trommels feature direct drive systems flexibly mounted with totally enclosed gear reducers for long lasting performance.

Comes equipped with rotating brushes for cleaning the screens.

Customizable chutes build to customer specification.

- Simple to operate and maintain
- Easy Installation
- Reasonably priced
- Durable
- Totally enclosed with easy access doors
- Single frame construction

ANDELA TROMMEL SEPARATOR
MODEL ATROM-104

MACHINE SPECIFICATIONS

Screen Sizes

Screen Size No. 4 mesh screen opening or to specification
.....48” OD x 10’ long

Categories of Separation

No 4 mesh minus (or to specification)
No 4 mesh plus – Overs

Features

Overall Length Approx. 16 ft
Overall Width Approx. 6 ft
Enclosure Complete Sheet Metal Enclosure
..... Hinged Service Door for Screen & Brushes
Screen Barrel Diameter and Length 48” x 11ft
Screen Type Stainless Steel Woven Wire
Rotating Brushes (2) - 7” diameter
Maintenance Features Central lubrication Block, External Mount

Drive Componentry

Motor Size (1) 5 hp
Direct Drive System Totally Enclosed Gear Reducer
..... Flexible Mount

Electrical

Motor Voltage 230/460 VAC, 60 HZ, 3 Phase

The manufacturer reserves the right to change designs
and specifications without notice.

Electrical Control Panel

Enclosures - Enclosures are rated per the environment and are NEMA 4 or better. All enclosures are supplied with an emergency stop.

Main Disconnect - The main disconnect is provided with fuses or a circuit breaker and has a “Lockout/Tagout” feature.

Motor Starters - The motor starters are IEC rated.

Branch Circuit Protectors - The Branch circuit protectors are provided with a circuit breaker and a motor overload as an integral part of the unit.

Push Buttons - All push buttons are Heavy Duty dust tight/water tight design.

Standards - Built to UL-508 Industrial Standards. Electrical schematics and parts lists are supplied with the unit when the whole system is shipped. Can be CE certified upon request.