



# Andela

## AGB-06HD

### AGB-06 HD Glass Crusher

**5 TPH**

**Efficient Size Reduction**

**Flexible Impact Hammers**

**Product Destruction**

**Glass Cullet Processing**

**Commingled Container  
Processing & Separation**

**Model:**

**AGB-06: 5 TPH**

*Reduces waste  
Provides a cost effective remedy  
for environmentally conscious  
communities*

**ANDELA PRODUCTS**

493 State Route 28  
Richfield Springs, NY 13439

Phone: (315) 858-0055

[www.andelaproducts.com](http://www.andelaproducts.com)  
[info@andelaproducts.com](mailto:info@andelaproducts.com)



- The Andela AGB-06HD Glass Crusher is used for glass cullet production or to efficiently reduce and separate mixed glass from a commingled mix of glass, plastic and aluminum.
  - The flexible impact hammers will liberate and crush glass, ceramics and other breakable materials.
  - Specifically designed, engineered, and outfitted with select abrasion resistant materials to endure the rigors of glass processing.
- **Simple to operate and maintain**
  - **Low power requirements for significant size reduction**
  - **Will process a mix of glass and other materials selective size reduction**
  - **Big machine features with a small machine price**
  - **Heavy duty construction**



**ANDELA BREAKER MODEL AGB-06HD**

The Andela Breaker is ideally suited to many applications because of its durability, flexibility, and design. This equipment is unique in its ability to successfully process a broad range of items using a technology that selectively reduces certain material while leaving others whole.

**MACHINE SPECIFICATIONS**

Dimensions

Overall Length .....	62"
Overall Width .....	77"
Overall Height .....	Variable
Input Opening .....	36" x 24"
Frame Construction .....	Welded Steel with 1/4" to 3/4" Thick Abrasion Resistant Replaceable Bolt In Steel Liner Plates Heavy Duty Frame with Vibration Isolation (4) Mechanical Spring Isolators

Drive Componentry

Motor Size .....	(1) 7.5 hp
Solid Steel Shaft Diameter .....	2-1/2"
Number of Hammers .....	12
Hammer Type .....	Heavy Duty Flailing Arm of Through Hardened Steel
Bearing Size .....	2-1/2"

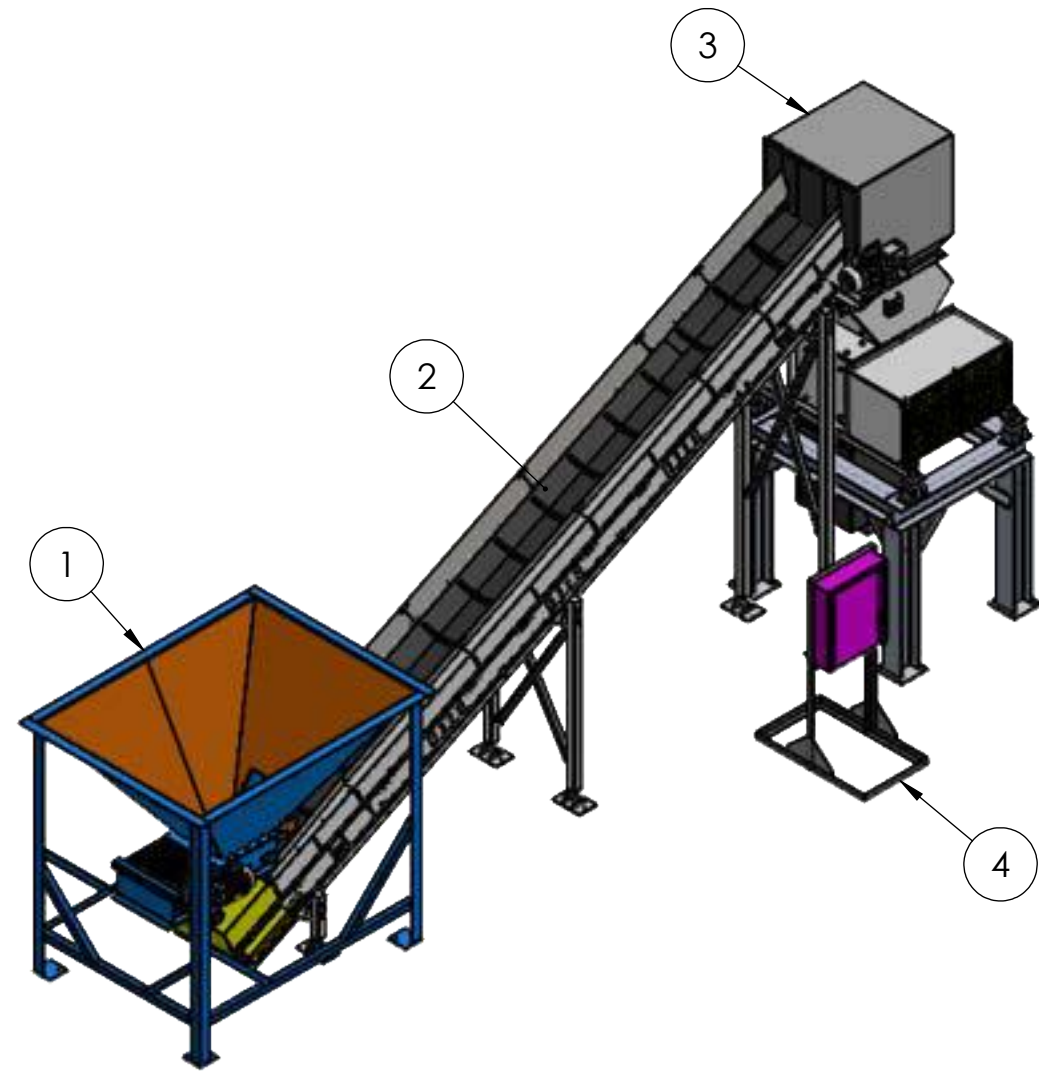
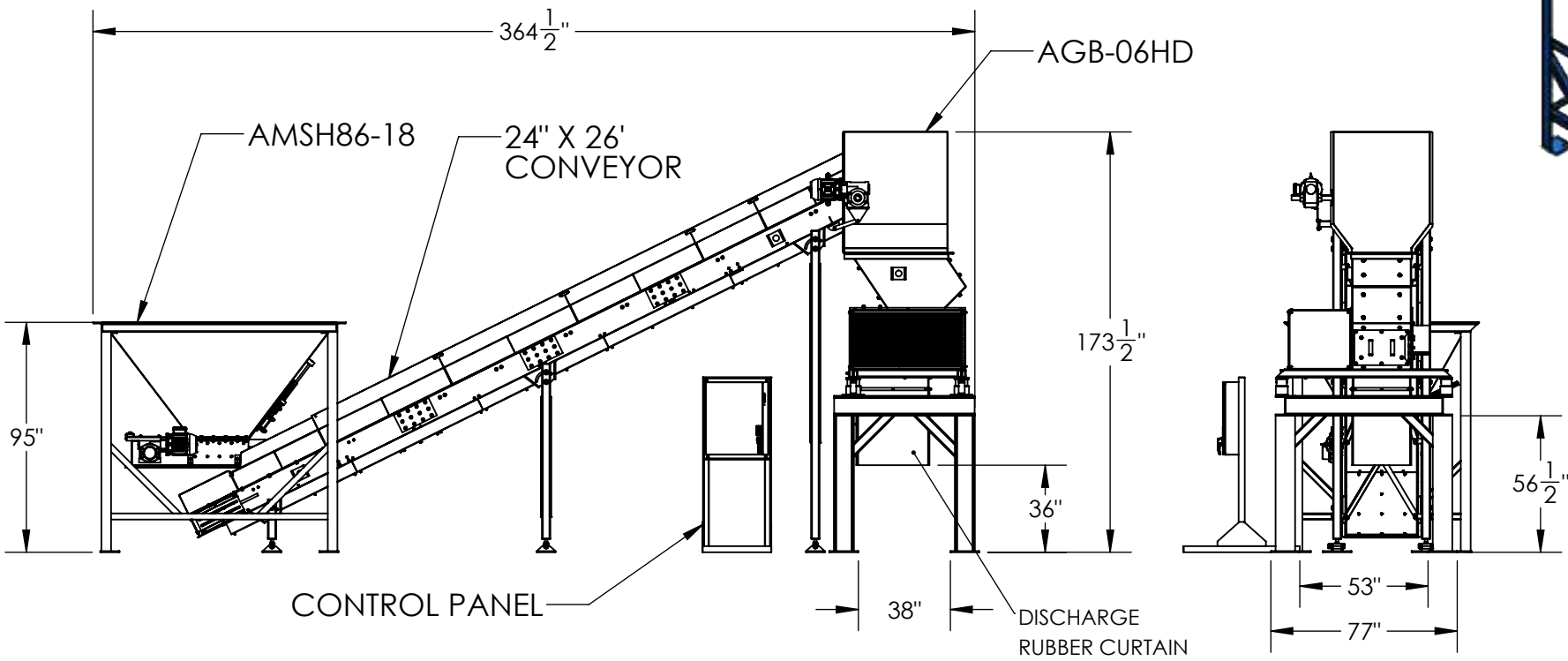
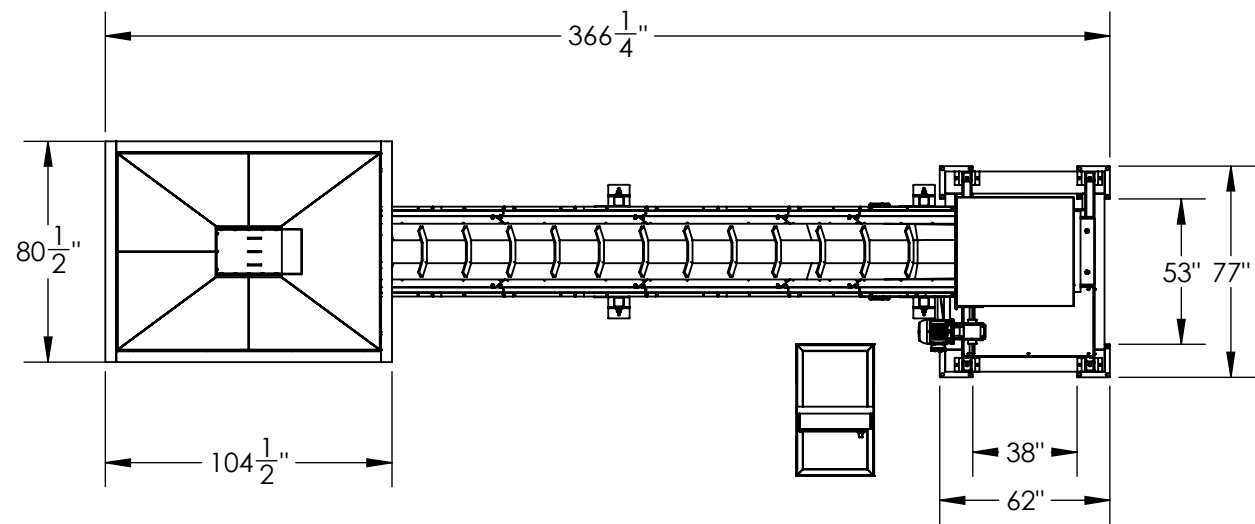
Safety and Maintenance Features

Protective Guards .....	Cover Input Drive Unit and Bearings
Access Door .....	Removable Panels for Hammer and Liner Maintenance

Electrical

Motor Voltage .....	230/460VAC, 60 HZ, 3 Phase (or to customer specifications)
---------------------	---

The manufacturer reserves the right to change designs and specifications without notice.



ANDELA GLASS CRUSHER SYSTEM - AGB-06HD				
ITEM NO.	PART-ITEM NO.	DESCRIPTION	HORSE POWER	QTY.
1	AMSH86-18	AMSH86-18 SURGE HOPPER	3 H.P.	1
2	24IN X 26FT CONV	24" X 26' CONVEYOR	3 H.P.	1
3	AGB-06HD	GLASS BREAKER on STAND	7.5 H.P.	1
4	CP-HD	CONTROL PANEL AND STAND	N/A	1



493 State Route 28  
Richfield Springs, NY 13439  
Tel: 315-858-0055  
andelaproducts.com

DRAWN BY:  
MB  
MODELED BY:  
MB  
DATE  
3/6/2024  
CHECKED BY:  
SCALE  
1:70

ANDELA GLASS CRUSHER SYSTEM  
AGB-06HD

ANDELA PRODUCTS

REVISION	DATE	FILE NO

ALL EQUIPMENT PAINTED RAL-5015 SKY BLUE, ALL GUARDS AND RAILINGS PAINTED RAL-1023 TRAFFIC YELLOW, AND ALL PLATFORMS PAINTED RAL-9017 TRAFFIC BLACK, UNLESS OTHERWISE NOTED.

ANDELA GLASS  
CRUSHER  
SYSTEM  
SHEET 1 OF 1



# Andela

## Hoppers

### Surge Hopper

**Evenly Distributes  
Material**

**Essential for Bulk  
Loading**

**Models:**

AMSH86-18

AMSH86-24

*Environmentally friendly*

*Reduces waste*

*Provides cost effective remedy  
for environmentally conscious  
communities*

**ANDELA PRODUCTS**

493 State Route 28  
Richfield Springs, NY 13439

Phone: (315) 858-0055

[www.andelaproducts.com](http://www.andelaproducts.com)  
[info@andelaproducts.com](mailto:info@andelaproducts.com)



- The Andela Metering Surge Hopper is designed to accept bulk loading of glass or other materials
- Holds 4 cubic yards, or up to 6 cubic yards with optional flared extensions (shown in picture)
- Reciprocating plate feeder meters the flow rate of material into the system
- Adjustable slide gate regulates whole, or mixed broken glass to desired throughput

- Simple to Operate & Maintain
- Easy Installation
- Reasonably Priced
- Heavy Duty Construction
- 18" or 24" wide Discharge
- Abrasion Resistant Materials on All Wear Surfaces



**ANDELA METERING SURGE HOPPER  
MODEL AMSH86-18FS  
with flared sides**

**MACHINE SPECIFICATIONS**

Dimensions

Capacity..... 6 to 7 cubic yds.  
 Overall Length .....125”  
 Overall Width .....101”  
 Overall Height .....111”  
 Discharge Opening .....18” wide x Adjustable Height  
 Discharge Height .....40”

Drive Componentry

Motor Size .....(1) 3 hp  
 Direct Drive System ..... Totally Enclosed Gear Reducer  
 .....Reciprocating Plate with Eccentric Drive

Electrical

Motor Voltage..... 230/460 VAC, 60 HZ, 3 Phase  
 (VAC and HZ provided to customer specifications)

Selected surfaces hardened for long wear and durability.

The manufacturer reserves the right to change designs  
and specifications without notice.



# Andela

## Conveyors

Belt Width Options:  
18", 24", 30" & 36"

Variable Lengths, Bed  
Types, & Pans Available.

Stainless Steel Sections  
for Crossbelt Magnets

**Conveyor Types:**  
Slider Bed  
Troughing Roll

**Belt Tread Type:**  
Cleated belt  
Smooth belt  
Chevron belt



- Andela Conveyors are available in various sizes and configurations to fit any application
- Remote grease fittings and lines extend to base of conveyor for ease of maintenance

- **Increases Production**
- **Less Handling of Material**
- **Heavy Duty Construction**

### ANDELA PRODUCTS

493 State Route 28  
Richfield Springs, NY 13439

Phone: (315) 858-0055  
Fax: (315) 858-2669

[www.andelaproducts.com](http://www.andelaproducts.com)  
[info@andelaproducts.com](mailto:info@andelaproducts.com)

**ANDELA SYSTEM CONVEYORS**  
**MACHINE SPECIFICATIONS**

**Heavy Duty – Troughing**

<b>Overall Length/Width</b>	According to Quotation
<b>Drive System</b>	3-phase motor and gear reducer, direct drive
<b>Conveyor Body</b>	10" x 3/16" formed steel channels
<b>Carry Surface:</b>	Troughing Roller
<b>Belt</b>	Smooth, chevron or cleared rubber belt
<b>Head Pulley</b>	10" head pulley
<b>Tail Pulley</b>	10" self cleaning tail pulley
<b>Take Up</b>	Adjustable Side Mounted bearings with 1 15/16" bore.
<b>Returns</b>	Return rolls with smooth and chevron belts Belly pans with wear resistant glides for cleated belt
<b>Hopper/Sides/</b>	Formed 10 gauge painted steel

The manufacturer reserves the right to change designs  
and specifications without notice.