



Andela

GP-05L

Glass Pulverizer/Screenener

1-2 TPH Capacity

**Separates Glass
Product from Non-
Glass Debris**

**Large Scale Features
for a Small Scale
Price**

**Models:
GP-05L**

*Environmentally friendly
Reduces waste
Provides cost effective remedy
for environmentally conscious
communities*

ANDELA PRODUCTS

493 State Route 28
Richfield Springs, NY 13439

Phone: (315) 858-0055
www.andelaproducts.com
info@andelaproducts.com

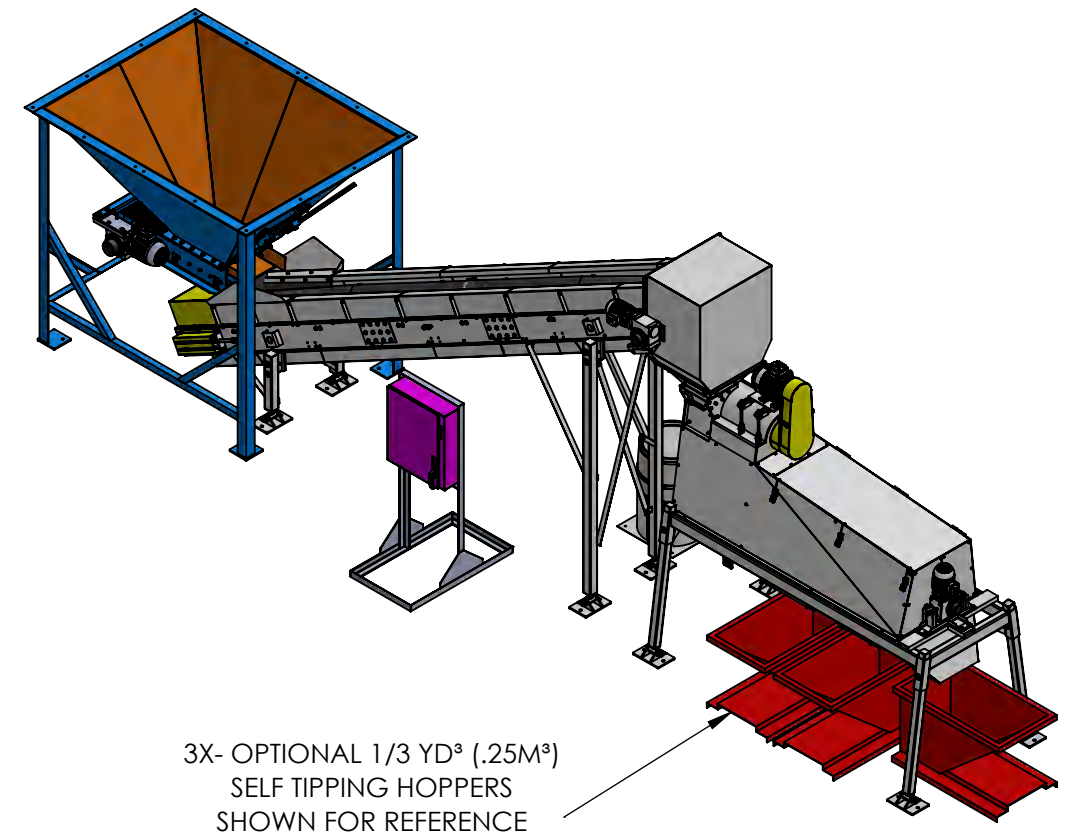
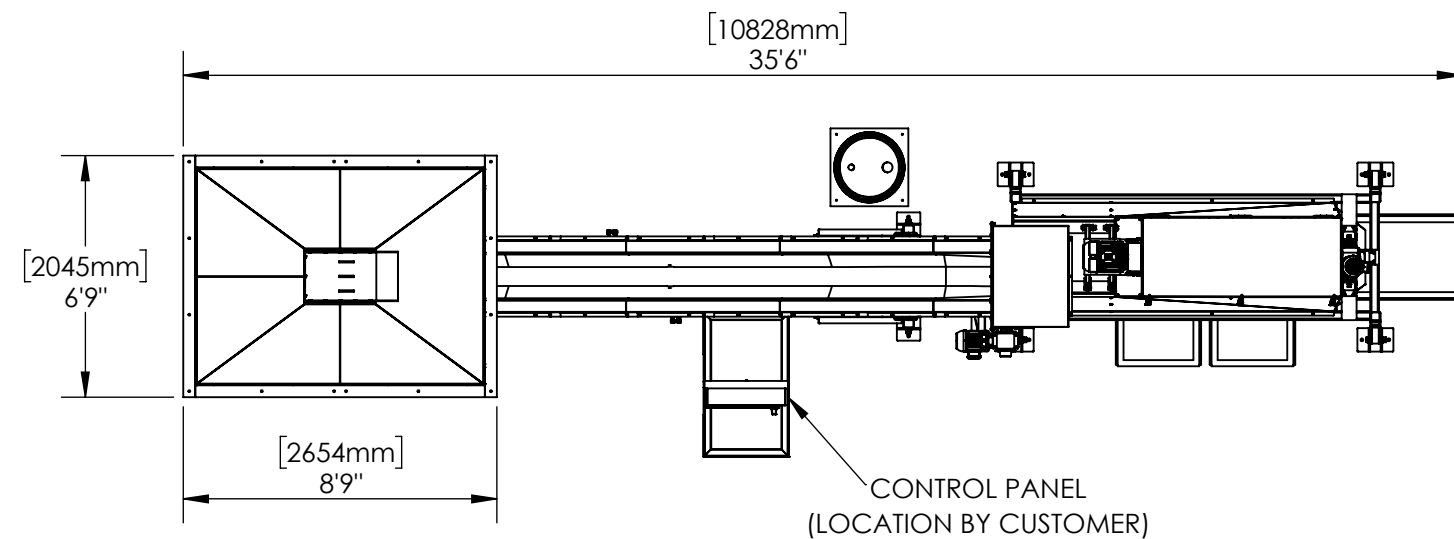
GP-05L System



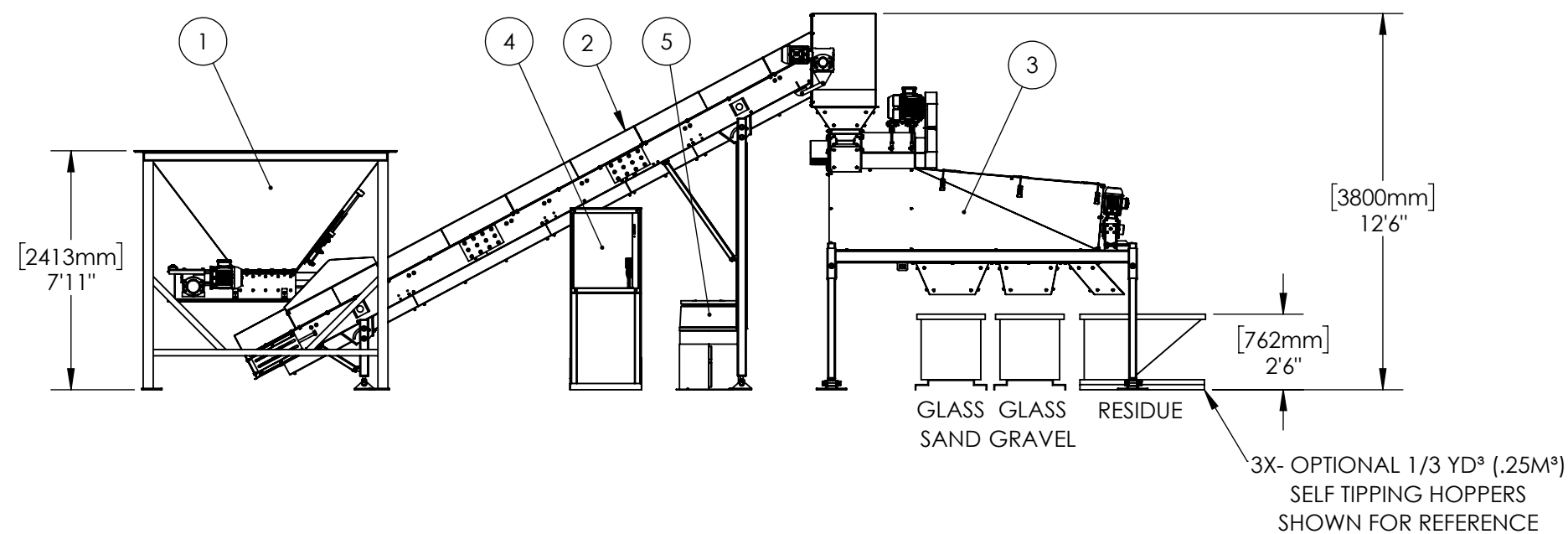
- The GP-05L pulverizer/screening system can process 1-2 tons per hour and accepts all types of glass.
- The GP-05L has a single screen for a 3/8" minus aggregate or two screens to separate glass sand & gravel sizes
- Includes maintenance access doors with replaceable chromium carbide liners and hammers for easy maintenance and service
- Available as a single unit or part of a full system installation (shown above)

- **Quiet Operation**
- **Simple to Operate & Maintain**
- **Easy Installation**
- **Reasonably Priced**
- **Single Frame Construction**
- **Generates Glass Sand with No Sharp Edges**
- **Abrasion Resistant Materials on All Wear Surfaces**





3X- OPTIONAL 1/3 YD³ (.25M³)
SELF TIPPING HOPPERS
SHOWN FOR REFERENCE



- 1) COLOR: RAL-5015 BLUE WITH SAFETY YELLOW GUARDS.
- 2) ALL DIMENSIONS ARE REFERENCE DIMENSIONS AND MAY VARY PER CUSTOMERS SPECIFICATIONS.
- 3) CONTROL PANEL AND MISTING SYSTEM BARREL LOCATIONS ARE TO BE DETERMINED BY CUSTOMER.
- 4) SURGE HOPPER CAPACITY = 3 YD³

ITEM NO.	DESCRIPTION	HP
1	AMSH-86-18	3 HP
2	18"X22' TR CONVEYOR	2 HP
3	GPO5L PULVERIZER	1 @ 7.5 HP 1 @ 1 HP
4	CONTROL PANEL	N/A
5	OPTIONAL MISTING SYSTEM	1/12 HP



493 State Route 28
Richfield Springs, NY 13439

Tel: 315-858-0055
andelaproducts.com

DRAWN JEA
DATE 4/9/2021
CHECKED
DATE
SCALE 1:64

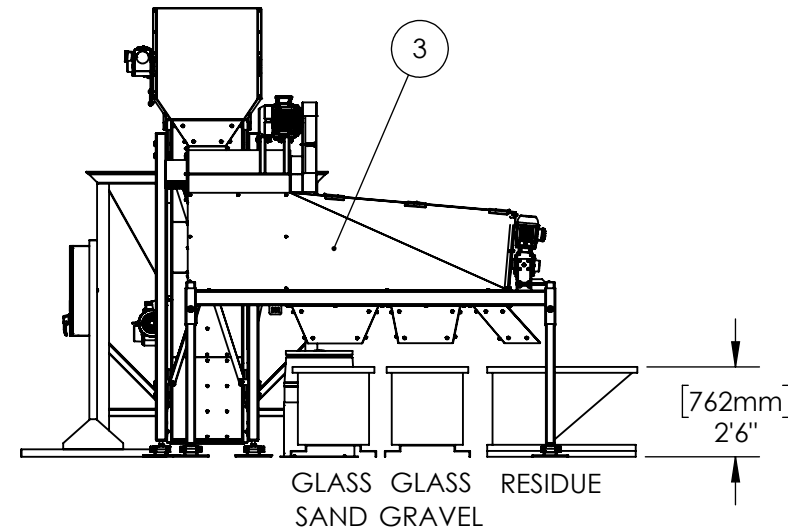
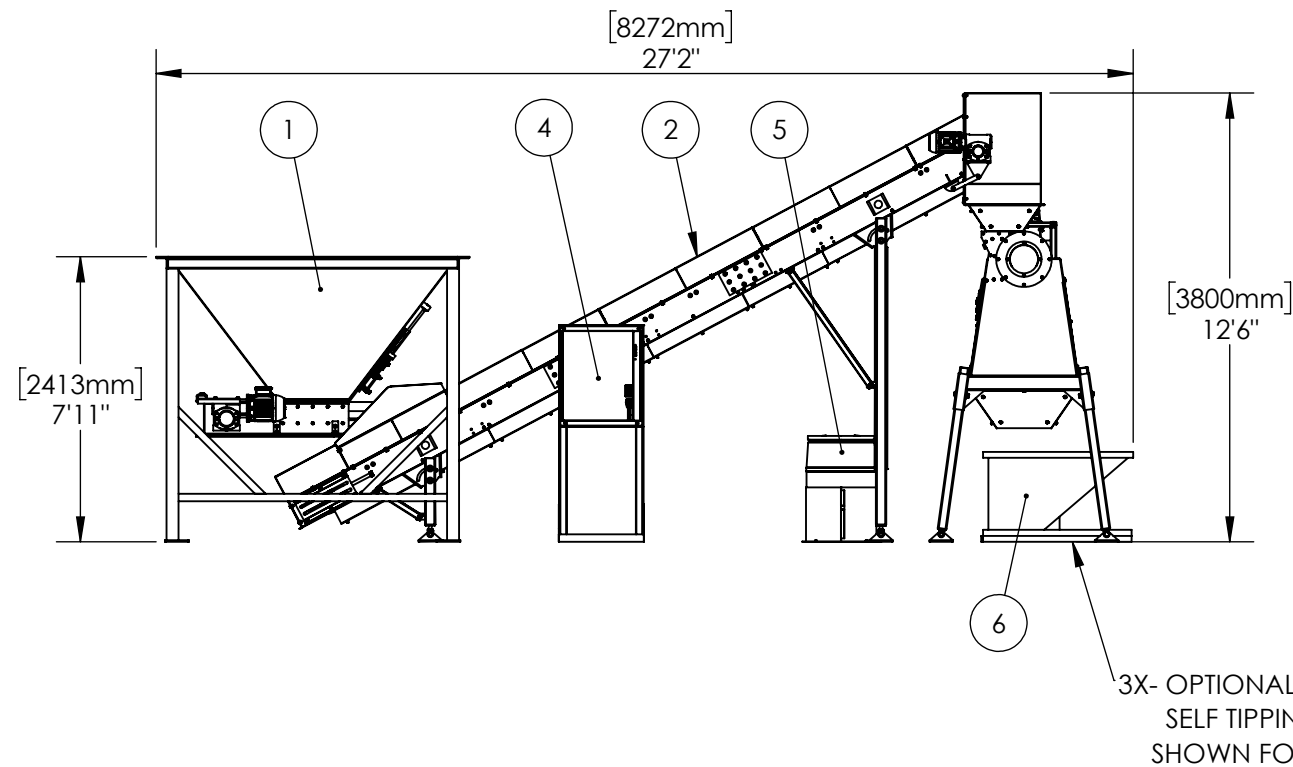
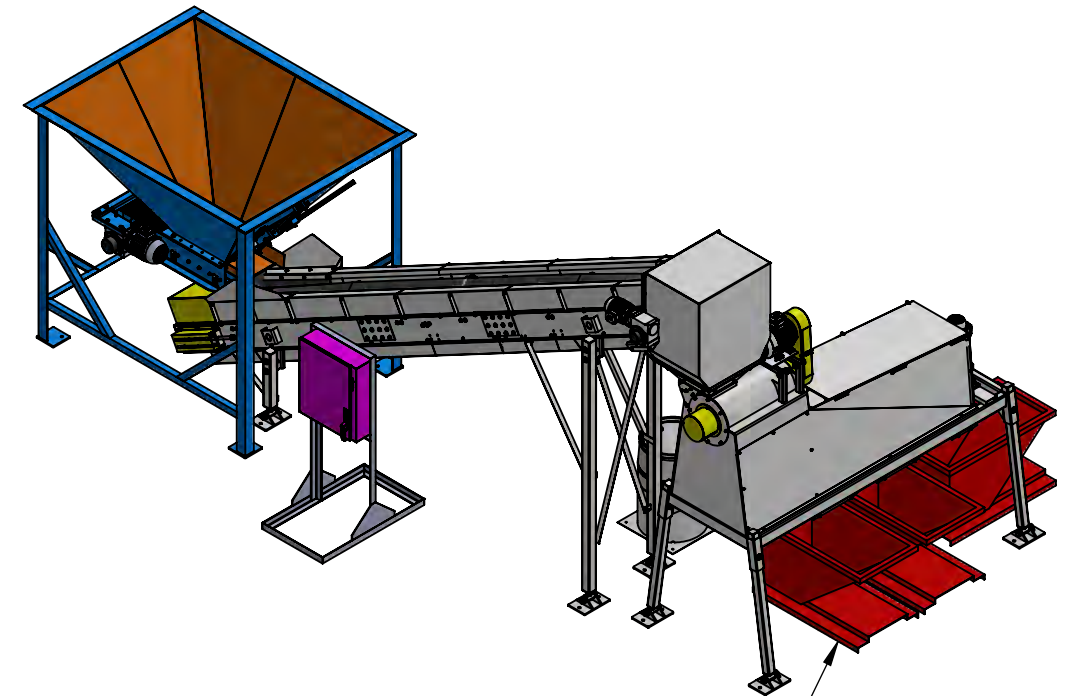
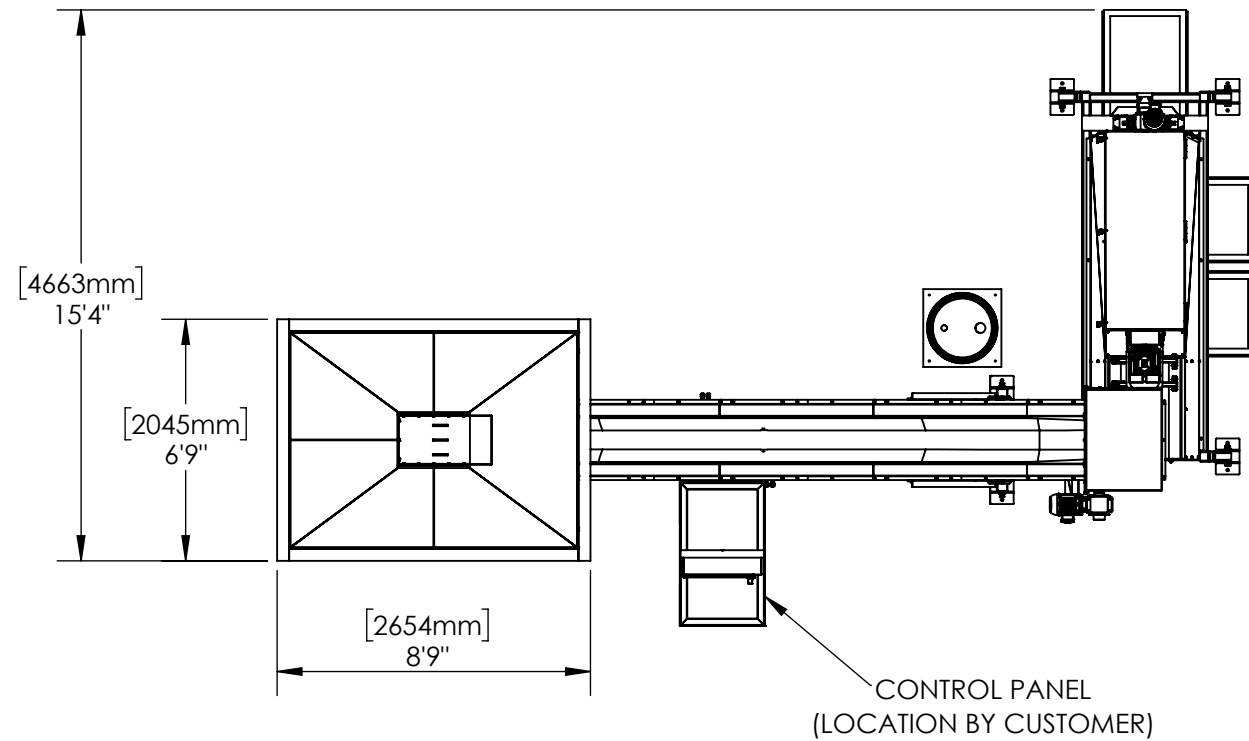
ANDELA PRODUCTS
GP05L SYSTEM - STRAIGHT

ANDELA PRODUCTS GLASS PULVERIZER
SYSTEM

REVISION	DATE	FILE NO

GP05L

SHEET 1 OF 1



- 1) COLOR: RAL-5015 BLUE WITH SAFETY YELLOW GUARDS.
- 2) ALL DIMENSIONS ARE REFERENCE DIMENSIONS AND MAY VARY PER CUSTOMERS SPECIFICATIONS.
- 3) CONTROL PANEL AND MISTING SYSTEM BARREL LOCATIONS ARE TO BE DETERMINED BY CUSTOMER.
- 4) SURGE HOPPER CAPACITY = 3 YD³

ITEM NO.	DESCRIPTION	HP
1	AMSH-86-18 SURGE HOPPER	3 HP
2	18"X22' TR CONVEYOR	1 HP
3	GP05L PULVERIZER (LEFT HAND)	1 @ 7.5HP 1 @ 1HP
4	CONTROL PANEL	N/A
5	OPTIONAL MISTING SYSTEM	1/12 HP



493 State Route 28
Richfield Springs, NY 13439
Tel: 315-858-0055
andelaproducts.com

DRAWN JEA
DATE 4/9/2021
CHECKED
DATE
SCALE 1:64

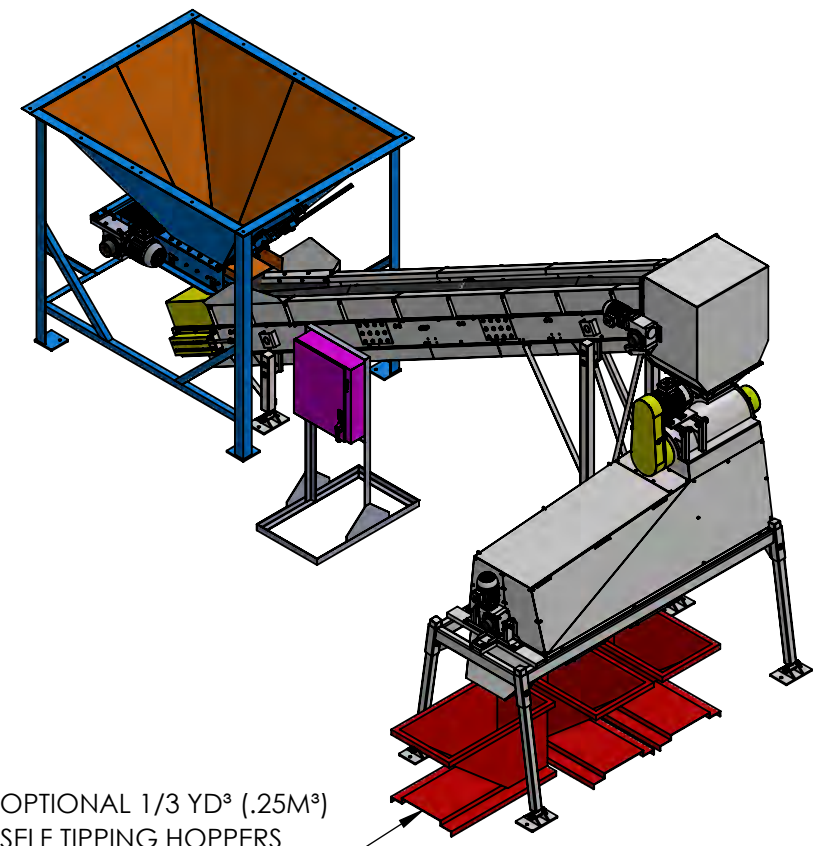
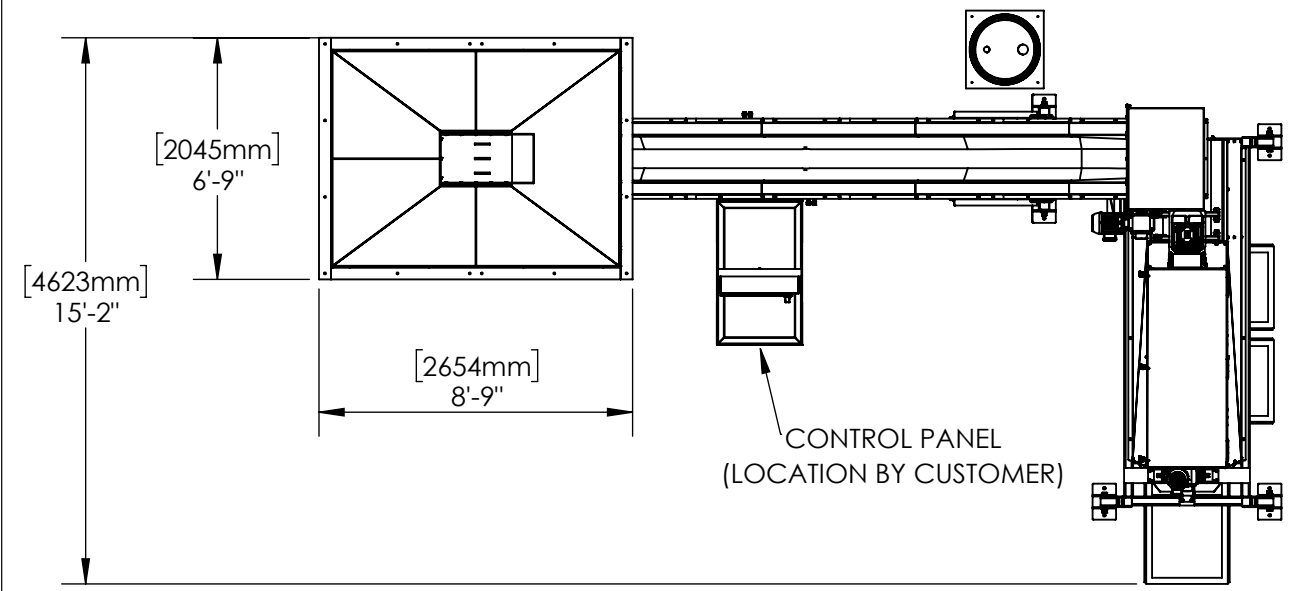
ANDELA PRODUCTS
GP05L SYSTEM - LEFT 90°

ANDELA GLASS PULVERIZER SYSTEM

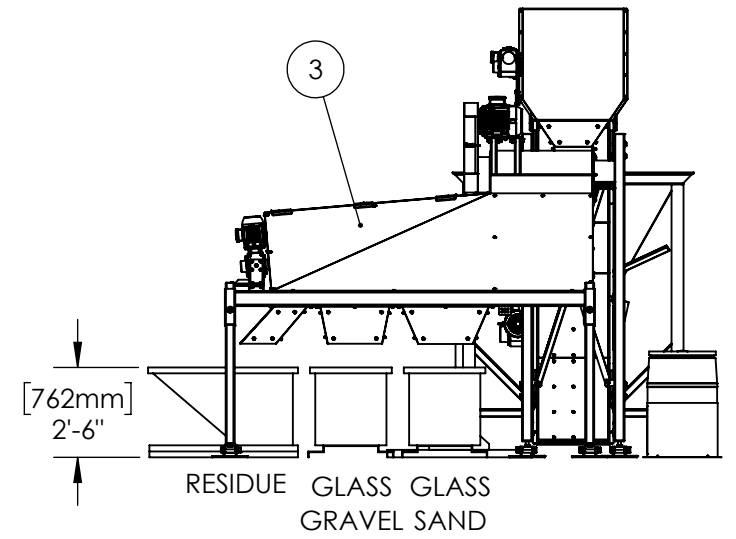
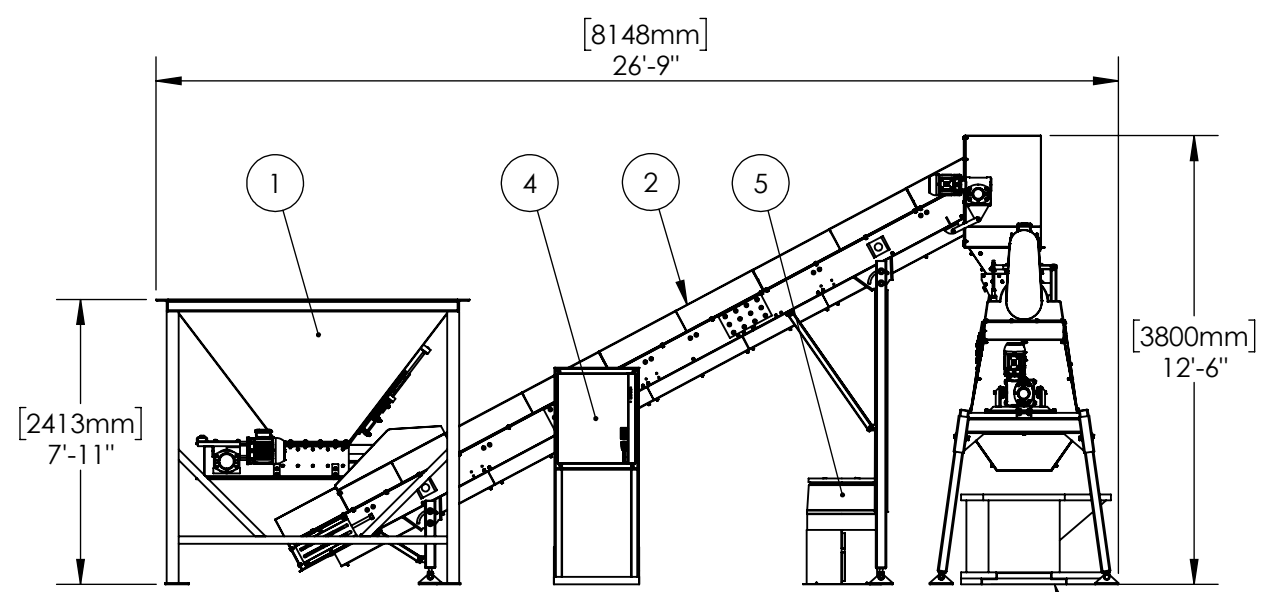
REVISION	DATE	FILE NO

GP05L

SHEET 1 OF 1



3X- OPTIONAL 1/3 YD³ (.25M³)
SELF TIPPING HOPPERS
SHOWN FOR REFERENCE



3X- OPTIONAL 1/3 YD³ (.25M³)
SELF TIPPING HOPPERS
SHOWN FOR REFERENCE

- 1) COLOR: RAL-5015 BLUE WITH SAFETY YELLOW GUARDS.
- 2) ALL DIMENSIONS ARE REFERENCE DIMENSIONS AND MAY VARY PER CUSTOMERS SPECIFICATIONS.
- 3) CONTROL PANEL AND MISTING SYSTEM BARREL LOCATIONS ARE TO BE DETERMINED BY CUSTOMER.
- 4) SURGE HOPPER CAPACITY = 3 YD³

ITEM NO.	DESCRIPTION	HP
1	AMSH-86-18	3 HP
2	18"X22' TR CONVEYOR	2
3	GPO5L PULVERIZER (RIGHT HAND)	1 @ 7.5 HP 1 @ 1 HP
4	CONTROL PANEL	N/A
5	OPTIONAL MISTING SYSTEM	1/12 HP

ANDELA GLASS PULVERIZER SYSTEM
MODEL GP-05L
(1-2 tons/hr.)

MACHINE SPECIFICATIONS

Pulverizer

Machine Input Opening 12" x 12"
Barrel Diameter and Length 16" x 34"
Barrel Liner Chromium Carbide
Motor Size 7.5 hp
Solid Steel Shaft Diameter 2"
Number of Hammers 28
Hammer Type Flailing Arm/Hardened Steel
Bearing Size 2"
Seal Protection 2 Seals at Each Shaft Bearing

Trommel Screen

Screen #1 24" OD x 2' long, 3/16" screen opening or to specification
Screen #2 24" OD x 2' long, 7/16" screen opening or to specification
..... Produces 1/8" minus glass sand, 1/8"-3/8" glass aggregate, and 3/8" plus trash
Screen Type Stainless Steel Woven Wire
Rotating Brushes 7" diameter
Motor Size 1 hp

Safety Features

Protective Guards Cover Input Hopper, Drive Unit and Bearings
Maintenance Features Central lubrication Block, External Mount

Electrical

Motor Voltage 230/460 VAC, 60 HZ, 3 phase
(Or to customer specifications)

The manufacturer reserves the right to change designs
and specifications without notice.



Andela

Hoppers

Surge Hopper

**Evenly Distributes
Material**

**Essential for Bulk
Loading**

Models:

AMSH86-12

AMSH86-18

AMSH86-24

Environmentally friendly

Reduces waste

*Provides cost effective remedy
for environmentally conscious
communities*

ANDELA PRODUCTS

493 State Route 28
Richfield Springs, NY 13439

Phone: (315) 858-0055

www.andelaproducts.com
info@andelaproducts.com



- The Andela Metering Surge Hopper is designed to accept bulk loading of glass or other materials
- Holds 4 cubic yards, or up to 6 cubic yards with optional flared extensions (shown in picture)
- Reciprocating plate feeder meters the flow rate of material into the system
- Adjustable slide gate regulates whole, or mixed broken glass to desired throughput

- Simple to Operate & Maintain
- Easy Installation
- Reasonably Priced
- Heavy Duty Construction
- 12", 18" or 24" wide Discharge
- Abrasion Resistant Materials on All Wear Surfaces

ANDELA METERING SURGE HOPPER
MODEL AMSH86-18

MACHINE SPECIFICATIONS

Dimensions

Capacity 4 cubic yds.
Overall Length 105"
Overall Width 81"
Overall Height 95"
Discharge Opening 18" wide x Adjustable Height
Discharge Height 40"

Drive Componentry

Motor Size (1) 3 hp
Direct Drive System Totally Enclosed Gear Reducer
..... Reciprocating Plate with Eccentric Drive

Electrical

Motor Voltage 230/460 VAC, 60 HZ, 3 Phase
Controls Push Button Start/Stop

Selected surfaces lined with abrasion resistant steel for long wear and durability.
Hopper completely lined with abrasion resistant steel for long wear and durability.

The manufacturer reserves the right to change designs
and specifications without notice.



Andela

Conveyors

Belt Width Options:
18", 24", 30" & 36"

Variable Lengths, Bed
Types, & Pans Available.

Stainless Steel Sections
for Crossbelt Magnets

Conveyor Types:

Slider Bed
Troughing Roll

Belt Tread Type:

Cleated belt
Smooth belt
Chevron belt



ANDELA PRODUCTS

493 State Route 28
Richfield Springs, NY 13439

Phone: (315) 858-0055

www.andelaproducts.com
info@andelaproducts.com

- Andela Conveyors are available in various sizes and configurations to fit any application
- Remote grease fittings and lines extend to base of conveyor for ease of maintenance

- **Increases Production**
- **Less Handling of Material**
- **Heavy Duty Construction**

ANDELA SYSTEM CONVEYORS **MACHINE SPECIFICATIONS**

Heavy Duty – Troughing

Overall Length/Width	According to Quotation
Drive System	3-phase motor and gear reducer, direct drive
Conveyor Body	10" x 3/16" formed steel channels
Carry Surface:	Troughing Roller
Belt	Smooth, chevron or cleated rubber belt
Head Pulley	10" head pulley
Tail Pulley	10" self cleaning tail pulley
Take Up	Adjustable Side Mounted bearings with 1 15/16" bore.
Returns	Return rolls with smooth and chevron belts Belly pans with wear resistant glides for cleated belt
Hopper/Sides/	Formed 10 gauge painted steel

The manufacturer reserves the right to change designs
and specifications without notice.

Electrical Control Panel

Enclosures - Enclosures are rated per the environment and are NEMA 4 or better. All enclosures are supplied with an emergency stop.

Main Disconnect - The main disconnect is provided with fuses or a circuit breaker and has a “Lockout/Tagout” feature.

Motor Starters - The motor starters are IEC rated.

Branch Circuit Protectors - The Branch circuit protectors are provided with a circuit breaker and a motor overload as an integral part of the unit.

Push Buttons - All push buttons are Heavy Duty dust tight/water tight design.

Standards - Built to UL-508 Industrial Standards. Electrical schematics and parts lists are supplied with the unit when the whole system is shipped. Can be CE certified upon request.